












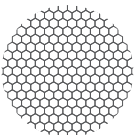

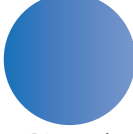




Clarté Lightings mission is to provide the specification community with new and innovative best in class LED lighting solutions to meet demanding application requirements.

A virtually unlimited combination of matching interchangeable options can be selected to create unique architectural lighting designs.

<p>(a)</p> <p>5 Optical Size Fixture Families</p>	<p>PAR8 SCALE</p>  <p>1100 delivered lumens</p>	<p>PAR16 SCALE</p>  <p>1300 delivered lumens</p>	<p>PAR20 SCALE</p>  <p>2500 delivered lumens</p>	<p>PAR30 SCALE</p>  <p>4500 delivered lumens</p>	<p>PAR38 SCALE</p>  <p>5800 delivered lumens</p>
<p>(b)</p> <p>5 Fixture Families</p>	 <p>Recessed</p>	 <p>Recessed Slot Multiple</p>	 <p>Surface</p>	 <p>Track</p>	 <p>Retrofit</p>
<p>(c)</p> <p>13 Chromaticity Choices</p> <p><small>(Select Any 1 of 13 Different LED Hues for 100% Of All Clarté Lighting Fixtures)</small></p>	<p>2200 Kelvin (candlelight)</p>	<p>2700 Kelvin (incandescent color)</p>	<p>3000 Kelvin (halogen color)</p>	<p>3500 Kelvin (neutral white)</p>	<p>4000 Kelvin (cool white)</p>
<p>5000 Kelvin (day white)</p>	<p>6500 Kelvin (12 Noon Sunlight)</p>	<p>RGBW (Red, Green, Blue, White)</p>		<p>UV365 (365 nm UV light)</p>	<p>UV390 (390 nm UV light)</p>
<p>Blue (465 - 485 nm)</p>	<p>Green (520 - 535 nm)</p>		<p>Amber (585 - 595 nm)</p>		<p>Red (620 - 630 nm)</p>
<p>(d)</p> <p>4 Interchangeable Beam Options</p>	<p>Narrow Spot 12 degree</p>	<p>Spot 17 degree</p>	<p>Narrow Flood 23 degrees</p>	<p>Flood 40 degrees</p>	
<p>(e)</p> <p>8 Beam Shaping Optical Accessories</p> <p><small>(Up to 4 Accessories Per Fixture)</small></p>	 <p>Lens Softener (LS)</p>	 <p>Linear Spread Lens (LSL)</p>	 <p>Wide Flood Lens (WFL)</p>	 <p>Louver (LV)</p>	
<p>Halogen (H)</p>	 <p>Halogen (H)</p>	 <p>Dimmed Halogen (DH)</p>	 <p>Cross Hair Louver (CHL)</p>	 <p>Paracube Louver (PL)</p>	
<p>(f)</p> <p>3 Mechanical Adaptations Available for Each Fixture</p>	<p>Retrofit</p>		<p>Remodel</p>		<p>New Construction</p>
<p>(g)</p> <p>3300+ Color Finish Choices</p>	<ul style="list-style-type: none"> <li>Select any color finish for 100% of Clarté Lighting fixtures.</li> </ul>				