












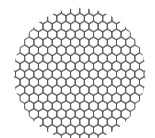






Clarté Lightings mission is to provide the specification community with new and innovative best in class LED lighting solutions to meet demanding application requirements.

A virtually unlimited combination of matching interchangeable options can be selected to create unique architectural lighting designs.

(a) 5 Optical Size Fixture Families	<p>PAR8 SCALE</p>  <p>1100 delivered lumens</p>	<p>PAR16 SCALE</p>  <p>1300 delivered lumens</p>	<p>PAR20 SCALE</p>  <p>2500 delivered lumens</p>	<p>PAR30 SCALE</p>  <p>4500 delivered lumens</p>	<p>PAR38 SCALE</p>  <p>5800 delivered lumens</p>					
(b) 5 Fixture Families	 <p>Recessed</p>	 <p>Recessed Slot Multiple</p>		 <p>Surface</p>	 <p>Track</p>	 <p>Retrofit</p>				
(c) 15 Chromaticity Choices <small>(Select Any 1 of 15 Different LED Hues for 100% Of All Clarté Lighting Fixtures – 3 McAdam Ellipse)</small>	<p>2200 Kelvin (candlelight)</p>		<p>2700 Kelvin 84 or 94 CRI LED (incandescent color)</p>		<p>3000 Kelvin 84 or 94 CRI LED (halogen color)</p>		<p>3500 Kelvin 84 CRI LED (neutral white)</p>		<p>4000 Kelvin 84 CRI LED (cool white)</p>	
	<p>5000 Kelvin 74 CRI LED (day white)</p>		<p>6500 Kelvin 74 CRI LED (12 Noon Sunlight)</p>			<p>UV365 Themed Effect or Reptile Health (365 nm UVA light)</p>		<p>UV390 Architectural Accent (390 nm UVA light)</p>		
	<p>Blue (465 - 485 nm)</p>		<p>Green (520 - 535 nm)</p>		<p>Amber (585 - 595 nm)</p>		<p>Red (620 - 630 nm)</p>		<p>RGBW - 3K and 4K White (Red, Green, Blue, White)</p>	
(d) 4 TM-30-18 Color Metric Options	<p>3K 80+ CRI</p> <ul style="list-style-type: none"> Fidelity (R_f) = 84 Gamut (R_g) = 102 1st Bin Local Color Fidelity - RED ($R_{f,h1}$) = 84 Black Body ($R_{cs,h1}$) = .0048% 3,000 Kelvin CRI(R_a) = 86 		<p>3K 90+ CRI</p> <ul style="list-style-type: none"> Fidelity (R_f) = 93 Gamut (R_g) = 101 1st Bin Local Color Fidelity - RED ($R_{f,h1}$) = 94 Black Body ($R_{cs,h1}$) = .0016% 3,000 Kelvin CRI(R_a) = 95 		<p>3K 90+ CRI H (Halogen)</p> <ul style="list-style-type: none"> Fidelity (R_f) = 94 Gamut (R_g) = 101 1st Bin Local Color Fidelity - RED ($R_{f,h1}$) = 95 Black Body ($R_{cs,h1}$) = .0014% 2,900 Kelvin CRI(R_a) = 96 		<p>3K 90+ CRI DH (Dimmed Halogen)</p> <ul style="list-style-type: none"> Fidelity (R_f) = 93 Gamut (R_g) = 98 1st Bin Local Color Fidelity - RED ($R_{f,h1}$) = 92 Black Body ($R_{cs,h1}$) = .0008% 2,600 Kelvin CRI(R_a) = 95 			
	<p>D = .01% 2-wire forward phase MLV glow to ON fade to OFF (voltage reduction dumb dimming in existence since the 1970's)</p> <p>ED = 2-wire reverse phase 2 wire dimming</p> <p>0-10V = 4-wire 1% dimming</p> <p>Lutron = 2-wire 1% dimming</p> <p>RDM DMX 16-bit dimming = .001 65,536 step glows to ON fade to OFF dimming</p> <p>Absolute Light – DIN Rail remote class 2 dimming system to .001% – Recessed, surface or recessed slot multiples – PAR8, PAR16, or PAR20 scale optic – Approved & Operates with 12 dimming controls manufacturers</p> <ul style="list-style-type: none"> Warm dim from 3K down to 2K Tunable white 1700K to 7000K Sunrise or sunset big island of Hawaii 16.7 million colors 									
(f) 6 AC Voltage Options	<p>12V (Remote Power Supply)</p>	<p>100V (Japan)</p>	<p>120V (North America)</p>	<p>230V (Europe/Asia)</p>	<p>277V (North America)</p>	<p>347V (Canada)</p>				
(g) 3 DC Voltage Options	<p>12V Solar (Offered 100% fixture offering 2-wire forward phase glow to on fade to off)</p>			<p>24V ETC F Drive 24V Solar (Offered 100% fixture offering 2-wire forward phase glow to on fade to off)</p>		<p>48V Absolute Light Din Rail remote 48V power supply</p>				
(h) 4 Interchangeable Beam Options	<p>Narrow Spot 12 degree</p>		<p>Spot 17 degree</p>		<p>Narrow Flood 23 degrees</p>		<p>Flood 40 degrees</p>			
(i) 8 Beam Shaping Optical Accessories <small>(Up to 4 Accessories Per Fixture)</small>	 <p>Lens Softener - (LS) 20% Increase Beam Width</p>		 <p>Linear Spread Lens - (LSL) 20 x 60 Rectangular Beam Shaping</p>		 <p>Wide Flood Lens - (WFL) +50% increase beam width</p>		 <p>Louver - (LV) Honeycomb Louver</p>			
	 <p>Halogen - (H) 100K Warmer, 2700K to 2600K</p>		 <p>Dimmed Halogen - (DH) 400K Warmer, 2700K to 2300K</p>		 <p>Cross Hair Louver - (CHL) 1/2" Deep</p>		 <p>Paracube Louver - (PL) 5/8" Deep Cell Louver</p>			
(j) 3 Mechanical Adaptations Available for Each Fixture	<p>Retrofit</p>		<p>Remodel</p>			<p>New Construction</p>				
(k) 3300+ Color Finish Choices	<ul style="list-style-type: none"> Select any color finish for 100% of Clarté Lighting fixtures. 									