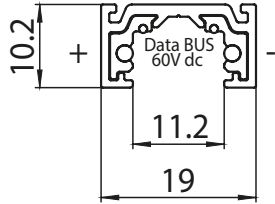



Project Name:		Type:	
Catalog Number:		Date:	

**MICRO SURFACE TRACK - Ceiling or Wall Mount**



Catalog Number	Length	Color
9600-1/W2-ST1	1 Meter	White
9600-1/B-ST1	1 Meter	Black
9600-1/J-ST1	1 Meter	White/Black
9600-2/W2-ST1	2 Meters	White
9600-2/B-ST1	2 Meters	Black
9600-2/J-ST1	2 Meters	White/Black
9600-3/W2-ST1	3 Meters	White
9600-3/B-ST1	3 Meters	Black
9600-3/J-ST1	3 Meters	White/Black

**TRACK ACCESSORIES AND CONNECTIONS**

Plastic End Cap



Catalog Number	Color
<input type="checkbox"/> 9604/ST1-W	White
<input type="checkbox"/> 9604/ST1-B	Black

End Feed



Catalog Number	Color
<input type="checkbox"/> 9601-E/B	Black

Concealed End Feed with Wire



Catalog Number	Color
<input type="checkbox"/> 9601-S/B	Black

Joining Connector



Catalog Number	Color
<input type="checkbox"/> 9603/B	Black

L-Feed



Catalog Number	Color
<input type="checkbox"/> 9611/B	Black

Last revised: 07/29/2024

Project Name:		Type:	
Catalog Number:		Date:	

L-Feed Ceiling-Wall



Catalog Number	Color
<input type="checkbox"/> 9612/B	Black

Adjustable Corner



Catalog Number	Color
<input type="checkbox"/> 9618-S/B	Black

Mechanical Single Spot Adapter



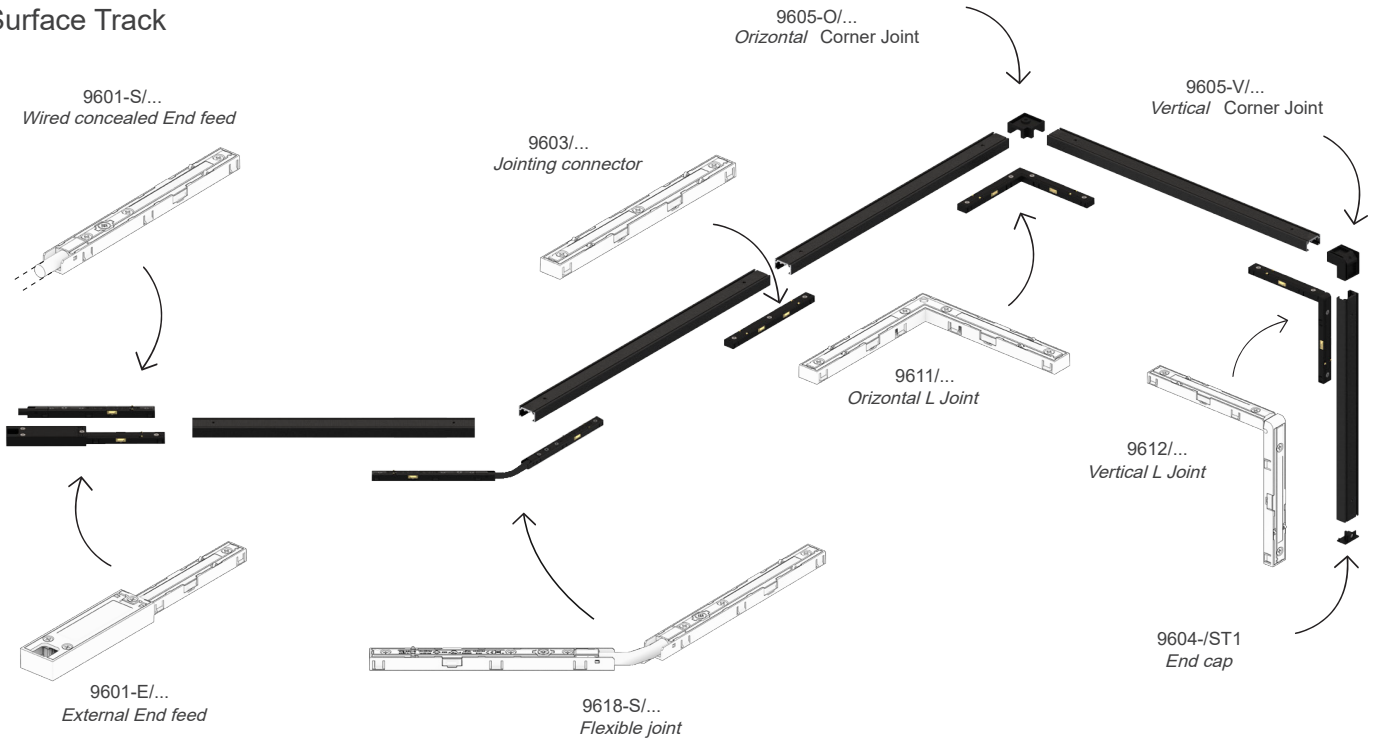
Catalog Number	Color
<input type="checkbox"/> 9619-M1/W	White
<input type="checkbox"/> 9619-M1/B	Black

The adapter is meant for insertion of drivers with custom A.A.G. Stucchi contacts integrated on it.

Project Name:		Type:	
Catalog Number:		Date:	

## Composition Example

### Surface Track



## IMPORTANT INFORMATION

### SIZE

- Track available in standard 4', 8' & 12' lengths
- Track is capable of being cut to any desired length

### CONNECTORS

- Save time and effort. Simply push connectors into ends of track and eliminate the need for splicing. L, T & X connectors allow the flexibility to build complex patterns.

### SPECIFICATIONS

- Track is built from extruded aluminum channel. Conductors are solid copper buss 20 amps. End caps and connectors are polarized and are enclosed in injection molded Lexan.

### GROUNDING

- Safety of operation is accomplished automatically by a milled grounding bar. The finger in each connector maintains continuity through the track and building ground system.

Project Name:		Type:	
Catalog Number:		Date:	

## IMPORTANT INFORMATION

ONETRACK® product has been adapted for use with two and three circuits version for 120V and two circuits version 277V application. The quality and main features of the system remain unchanged. ONETRACK® is a complete range of tracks, adapters, connections and accessories. The integrated DATABUS for the control of lighting fixtures makes the system “futureproof” and suitable for use in Human Centric Lighting Applications. ONETRACK® tracks are ENEC, EAC, CQC and UL tested and approved.

ONETRACK® adapters phase selector allows you to maintain the selected phase even though the adapter is attached/detached or re-attached to the track. This also gives you the option to select the phase before the installation, making it easier.

9009..., 9209... and 9219 adapters: maximum load 100N. Maximum resistance to bending moment 5Nm.

All connections are made of self-extinguishing polycarbonate, glow wire 960°C. Connections are available in all versions that allow the construction of a complete lighting application (internal/external, R/L phase placement as per red line in the singular drawing).

All the described operations of this instructions page must be performed by qualified personnel only. Disconnect power during installation or servicing. Please respect national and local installation regulations. A.A.G. Stucchi allows the use of A.A.G. Stucchi parts only in applications where the ONETRACK® system is used. These parts must be installed according to the installation instructions. The company as a manufacturer is not responsible for the safety and functionality of the system if parts not belonging to it are used or if there are any deviations from the installation instructions. It is then the user’s responsibility to ensure the electrical, mechanical and thermal compatibility between the system and the fixtures used with it. The track, its components and also the adapters can’t be used with accessories without the appropriate approvals. On A.A.G. Stucchi track one can use only A.A.G. Stucchi connections. A.A.G. Stucchi connections can be used only with A.A.G. Stucchi tracks. The track is to be connected to electrical power by means of the A.A.G. Stucchi articles 9001/.. and 9002/...

It is strictly forbidden to use any kind of solvent, glue, oil, grease or cleaner in contact with ONETRACK® components. The company is not responsible of any damage caused by the use of the materials mentioned above.

### MECHANICAL KEYS

There a mechanical key on the track to guarantee the proper connection of multiple pieces of track. This key is present on all end-feeds and connecting components (see screw below-pictured). Care must be taken when ordering to select the correct components. The catalog drawing depict the position of the key with a red line.

